


How to take care
of my conformer?

Postoperative care

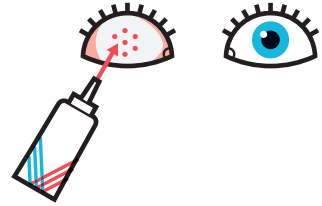
1. Wash your hands.



2. Clean the eyelids with physiological saline (NaCl 0.9%) and use a compress to remove possible secretions and blood residues.



3. Apply the local treatment (ointment and/or drops) prescribed by your physician through the conformer's small holes.



What to do if my conformer comes out ?

This is a semi-emergency!

Your conformer must be put back in place as soon as possible, either by yourself, one of your relatives or your local ophthalmologist.

Otherwise, contact our polyclinic: **+41 21 626 83 03**

Without the conformer, the socket behind the eyelids shrinks and risks to no longer hold the future cosmetic prosthesis.

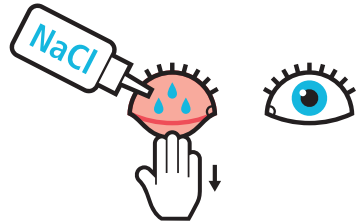
Following the operation, the swelling of the orbital tissues decreases. If the conformer keeps coming out, it may need to be replaced with a larger one.

How to put back in place my conformer ?

1. Wash your hands.



2. Rinse generously the socket with physiological saline (NaCl 0.9%).

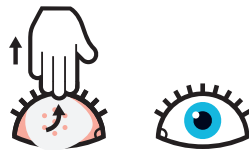


3. Wash the conformer with liquid soap and rinse it.

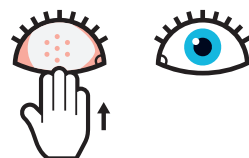
4. Moisten the conformer with NaCl 0.9% and use a wet compress to clean it without drying it.



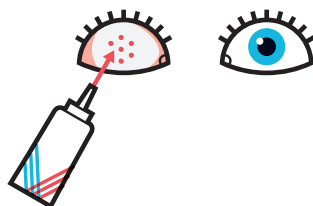
5. Put back in place the conformer by first inserting it under the upper eyelid. *Note: wide side: towards the temple; narrow side: towards the nose.*



6. Reposition the lower eyelid on the conformer.



7. Apply the local treatment (ointment and/or drops) prescribed by your physician through the conformer's small holes.



**Hôpital ophtalmique
Jules-Gonin**

Service universitaire d'ophtalmologie
Fondation Asile des aveugles

Avenue de France 15 • Case postal 1 • 1001 Lausanne
Tél. +41 21 626 81 11 • www.ophtalmique.ch